



® Automobili Lamborghini S.p.A.

The information and procedures published below are strictly confidential and exclusively for the Lamborghini Dealer Network and Authorized Service Points. All copyrights are property of Automobili Lamborghini S.p.A based on copyright law. All of the PDF chapters in the WEB workshop manuals described below are based on information available at the time of publication. The company reserves the right to make updates and modifications. The following are prohibited: reprinting, reproduction, forwarding to unauthorized people and/or third parties, and translation, including partial, without written authorization from Automobili Lamborghini S.p.A.



### Alternator assembly

1. Position the alternator; fix it to the rear differential by means of the bolt (**A-Fig.1**).
2. Position the pipe (**B-Fig.1**) and secure it with the screw (**C-Fig.1**).
3. Secure the heat-proof panel (**D-Fig.2**), tightening the 2 bolts (**E-Fig.2**) and the screw (**F-Fig.2**).
4. Install the belt slide (**010105**).




Fig.1




Fig.2



® Automobili Lamborghini S.p.A.

The information and procedures published below are strictly confidential and exclusively for the Lamborghini Dealer Network and Authorized Service Points. All copyrights are property of Automobili Lamborghini S.p.A based on copyright law. All of the PDF chapters in the WEB workshop manuals described below are based on information available at the time of publication. The company reserves the right to make updates and modifications. The following are prohibited: reprinting, reproduction, forwarding to unauthorized people and/or third parties, and translation, including partial, without written authorization from Automobili Lamborghini S.p.A.

5. Reconnect the vent pipe (**G-Fig.3**) to the alternator cover and fix it by means of the clamp.
  7. Reconnect the alternator wiring harness (**H-Fig.3**).
- Install the silencer covers.
  - Install the engine hood (**081305**).




Fig.3